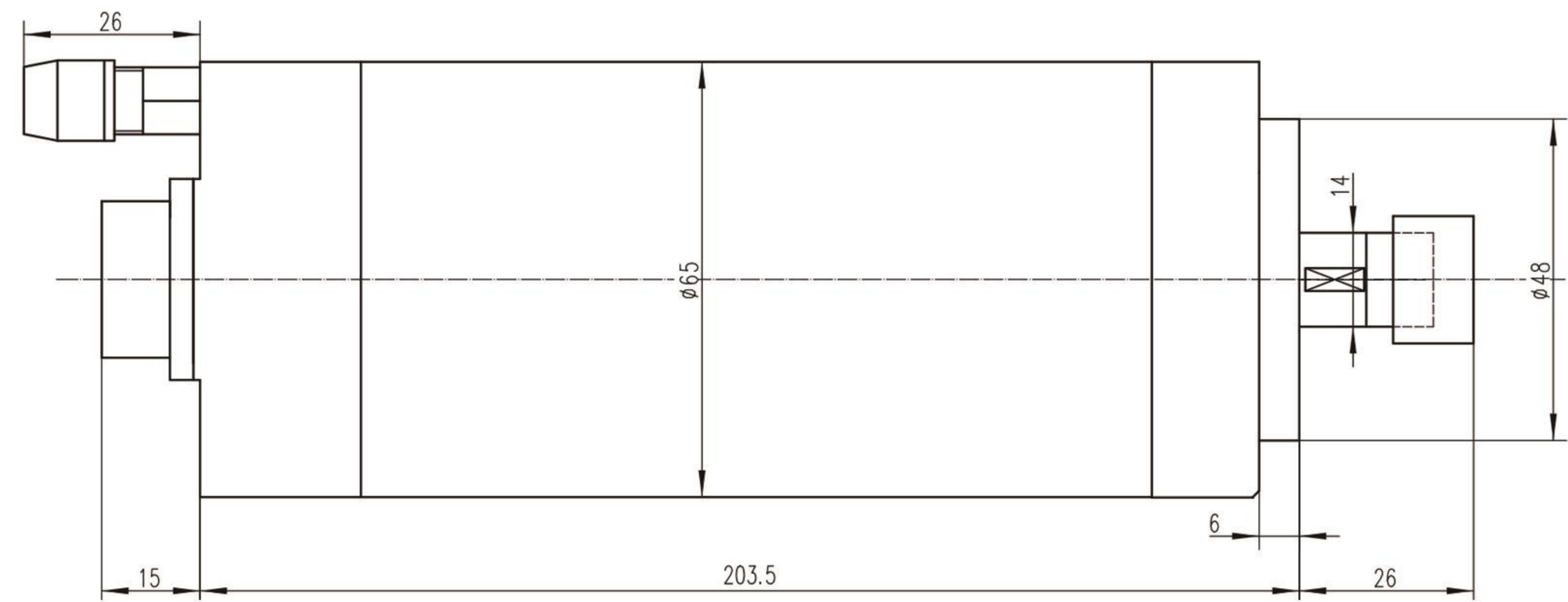


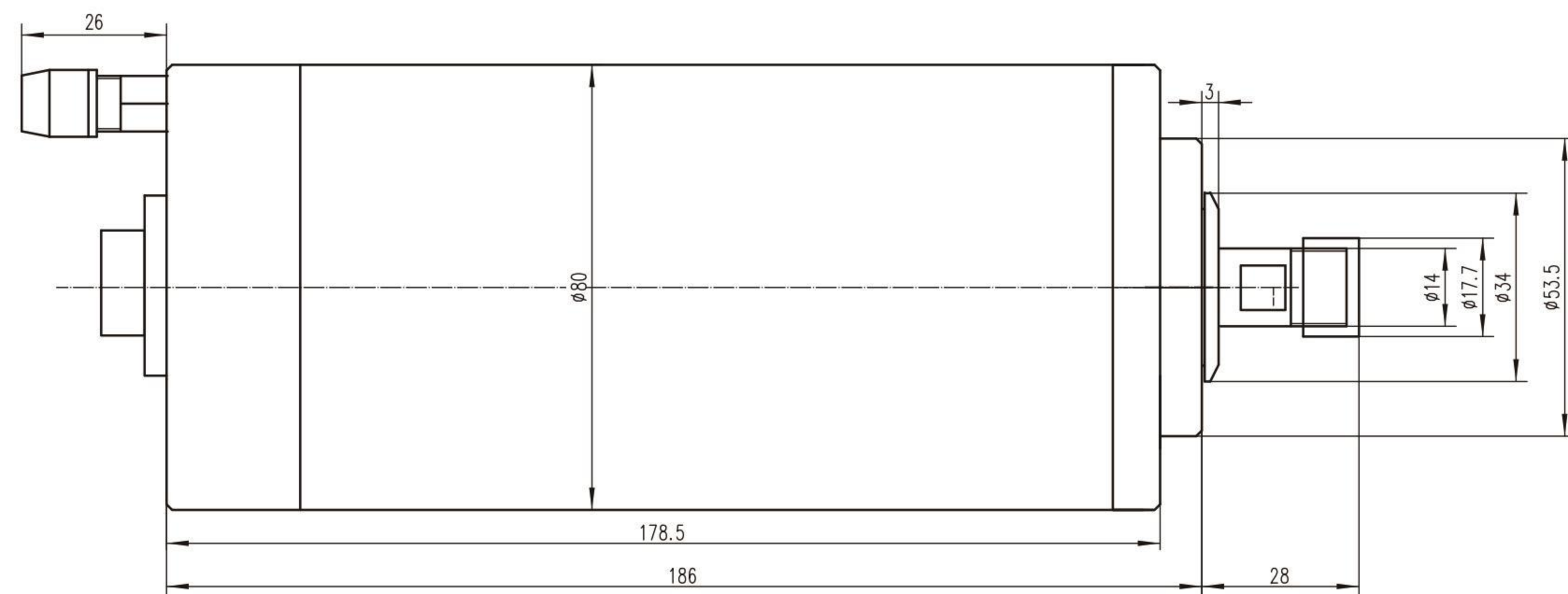
SPW-0.8-65 WATER COOLED SPINDLE MOTOR

| | |
|-----------|------------|
| MODEL | SPW-0.8-65 |
| POWER | 0.8KW |
| VOLTAGE | 220V |
| CURRENT | 2.5A |
| FREQUENCY | 400Hz |
| SPEED | 24000RPM |
| COLLET | ER11 |
| WEIGHT | 3.1KG |



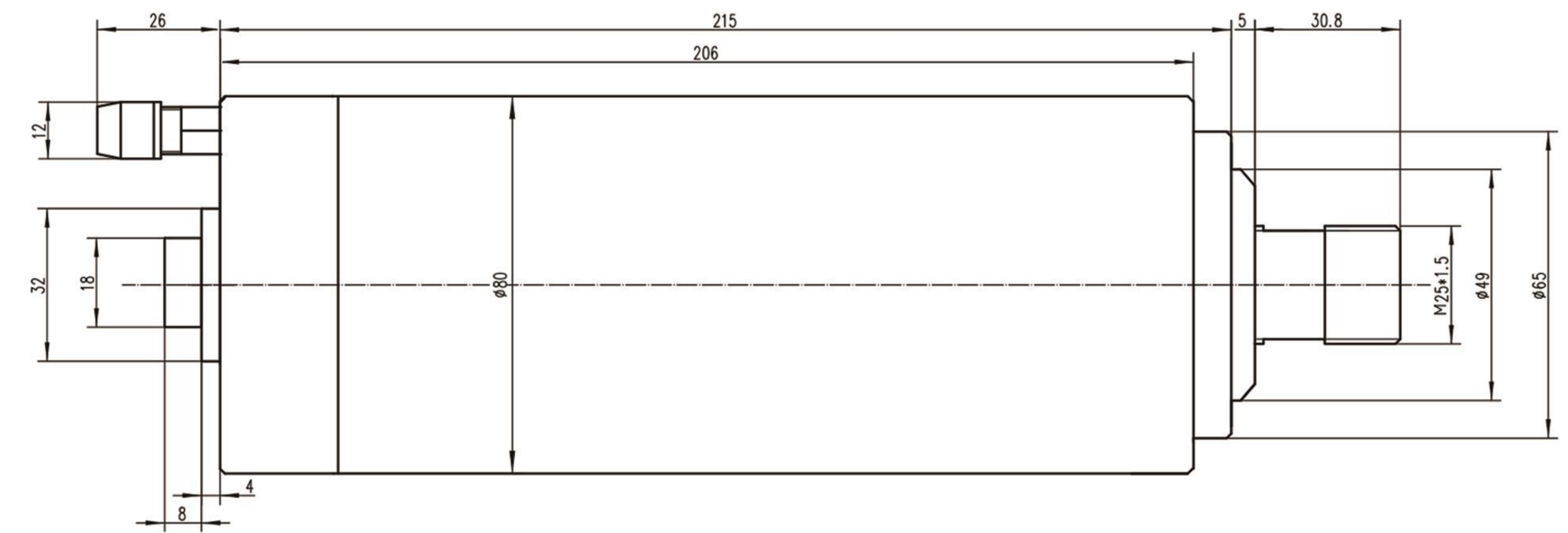
SPW-1.5-80 WATER COOLED SPINDLE MOTOR

| | |
|-----------|------------|
| MODEL | SPW-1.5-80 |
| POWER | 1.5KW |
| VOLTAGE | 220V |
| CURRENT | 5.6A |
| FREQUENCY | 400Hz |
| SPEED | 24000RPM |
| COLLET | ER16 |
| WEIGHT | 5KG |



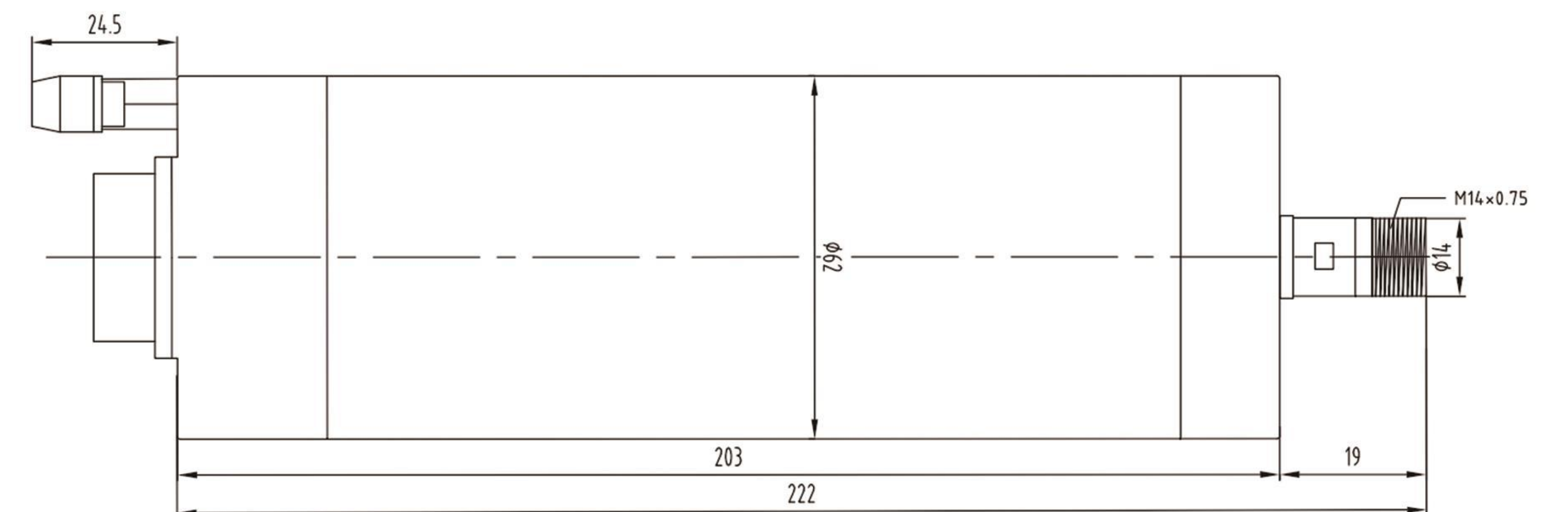
SPW-2.2-80 WATER COOLED SPINDLE MOTOR

| | |
|-----------|------------|
| MODEL | SPW-2.2-80 |
| POWER | 2.2KW |
| VOLTAGE | 220V |
| CURRENT | 7.5A |
| FREQUENCY | 400Hz |
| SPEED | 24000RPM |
| COLLET | ER20 |
| WEIGHT | 6KG |



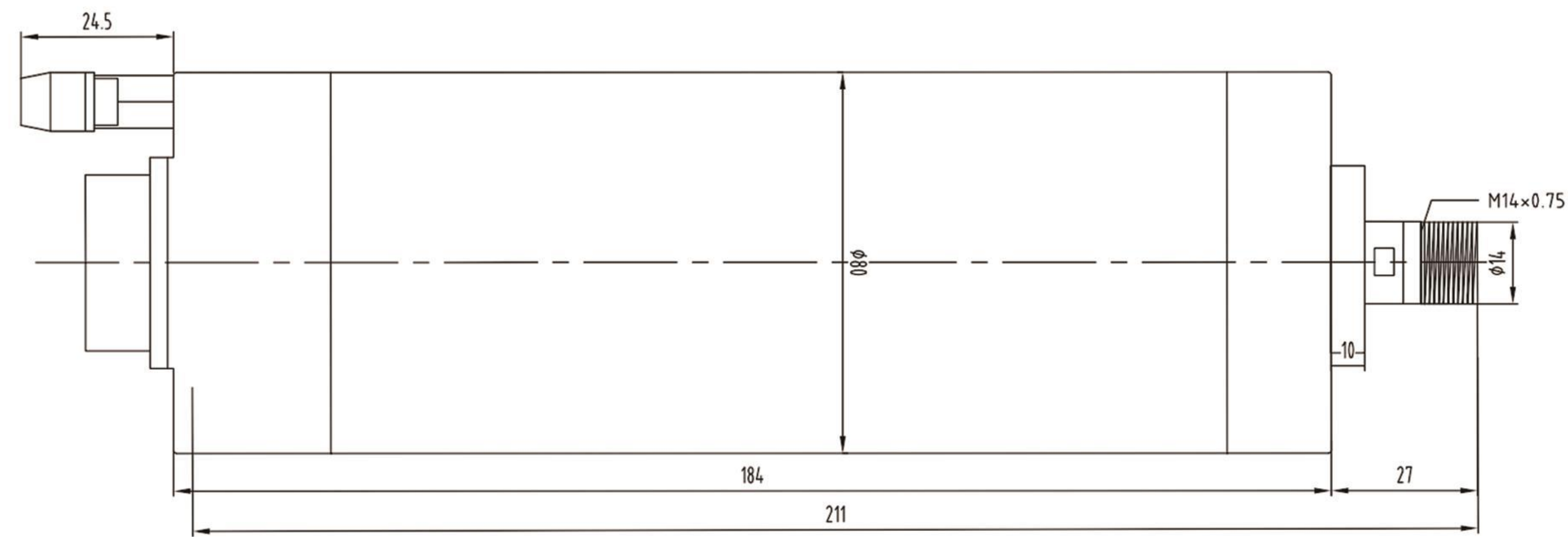
SPWG-1.2-62 WATER COOLED SPINDLE MOTOR

| | |
|-----------|-------------|
| MODEL | SPWG-1.2-62 |
| POWER | 1.2KW |
| VOLTAGE | 220V |
| CURRENT | 4.0A |
| FREQUENCY | 666Hz |
| SPEED | 40000RPM |
| COLLET | ER11 |
| WEIGHT | 3.5KG |



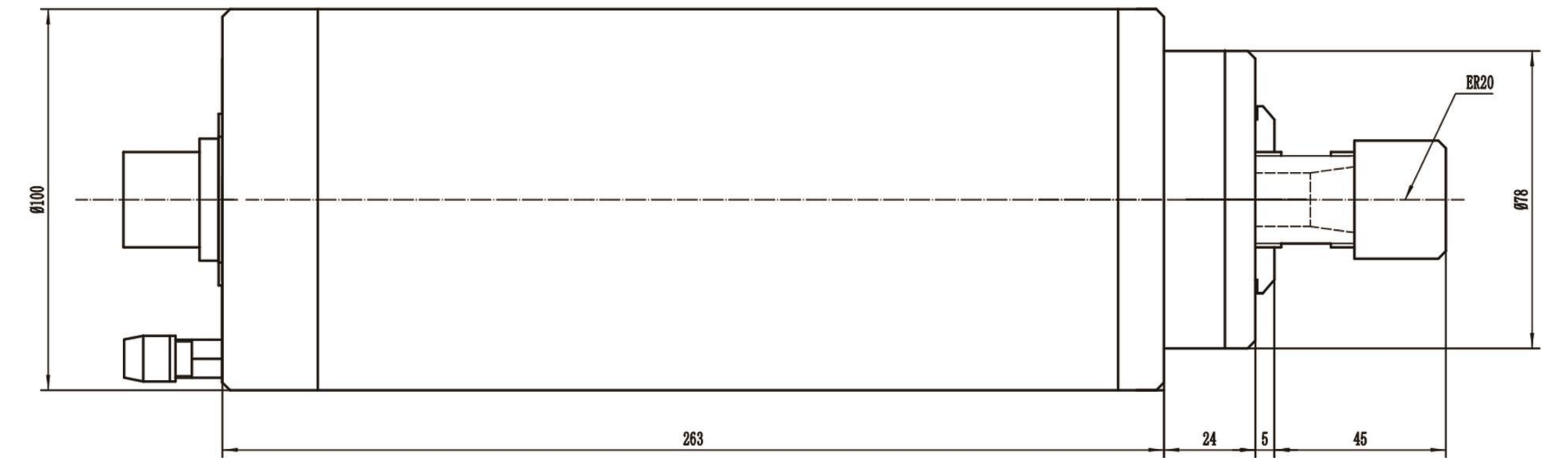
SPWG-1.5-80 WATER COOLED SPINDLE MOTOR

| | |
|-----------|-------------|
| MODEL | SPWG-1.5-80 |
| POWER | 1.5KW |
| VOLTAGE | 220V |
| CURRENT | 5.0A |
| FREQUENCY | 666Hz |
| SPEED | 40000RPM |
| COLLET | ER11 |
| WEIGHT | 5.0KG |



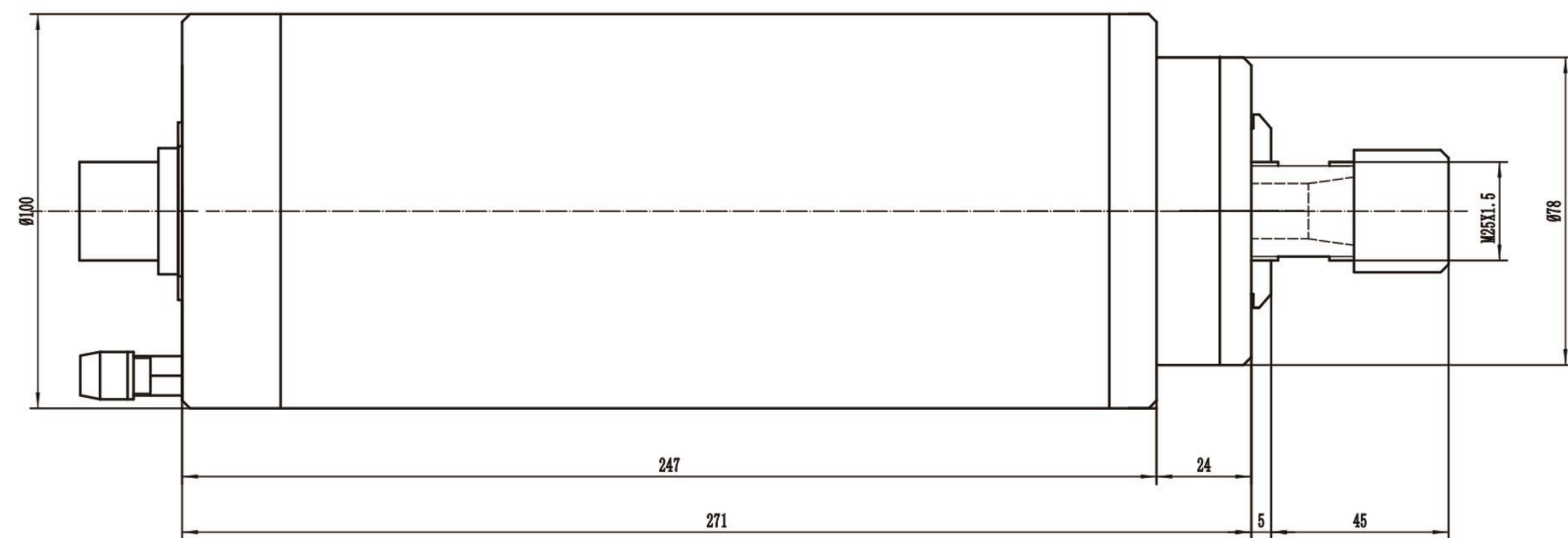
SPW-3.7-100 WATER COOLED SPINDLE MOTOR

| | |
|-----------|-------------|
| MODEL | SPW-3.7-100 |
| POWER | 3.7KW |
| VOLTAGE | 220/380V |
| CURRENT | 13.0/7.5A |
| FREQUENCY | 400Hz |
| SPEED | 24000RPM |
| COLLET | ER20 |
| WEIGHT | 13KG |



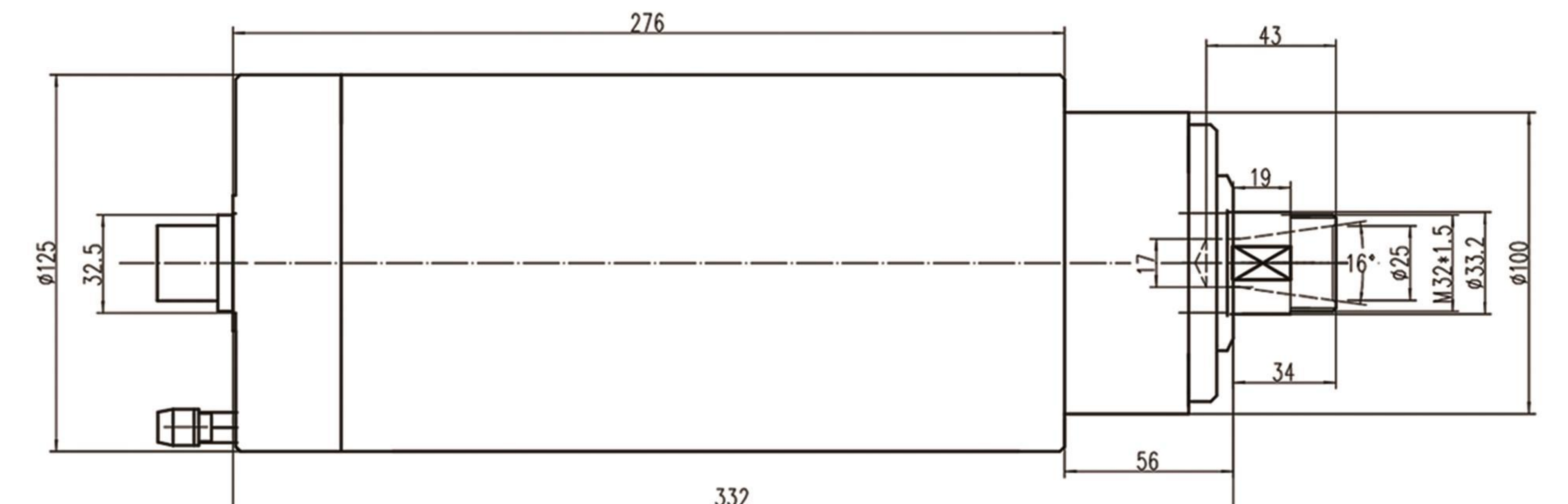
SPW-3.2-100 WATER COOLED SPINDLE MOTOR

| | |
|-----------|-------------|
| MODEL | SPW-3.2-100 |
| POWER | 3.2KW |
| VOLTAGE | 220/380V |
| CURRENT | 11.2/6.5A |
| FREQUENCY | 400Hz |
| SPEED | 24000RPM |
| COLLET | ER20 |
| WEIGHT | 11KG |



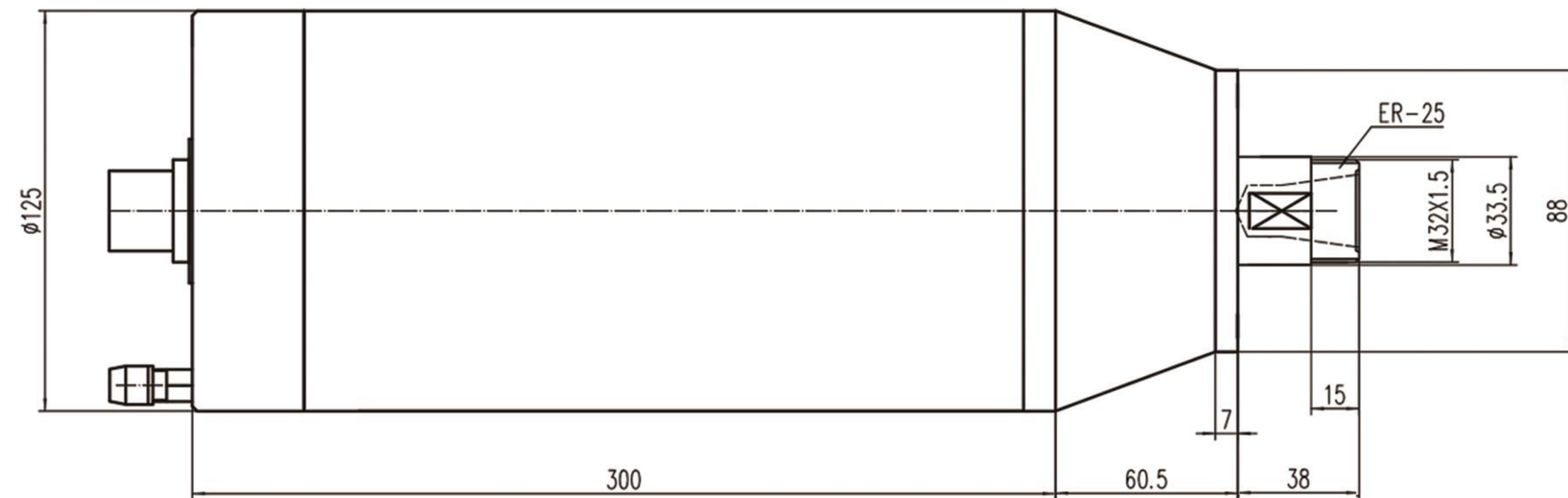
SPW-4.5-125 WATER COOLED SPINDLE MOTOR

| | |
|-----------|-------------|
| MODEL | SPW-4.5-125 |
| POWER | 4.5KW |
| VOLTAGE | 380V |
| CURRENT | 9.3A |
| FREQUENCY | 400Hz |
| SPEED | 24000RPM |
| COLLET | ER25 |
| WEIGHT | 22KG |



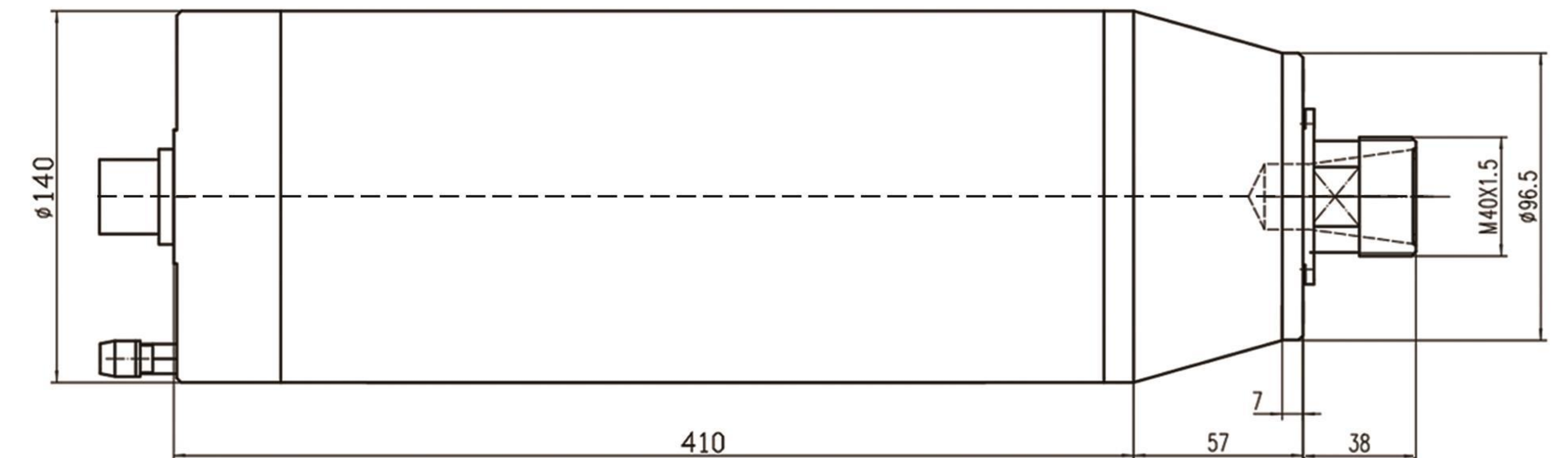
SPW-5.5-125 WATER COOLED SPINDLE MOTOR

| | |
|-----------|----------------|
| MODEL | SPW-5.5-125 |
| POWER | 5.5KW |
| VOLTAGE | 380V |
| CURRENT | 11.3A |
| FREQUENCY | 300/400Hz |
| SPEED | 18000/24000RPM |
| COLLET | ER25 |
| WEIGHT | 25KG |



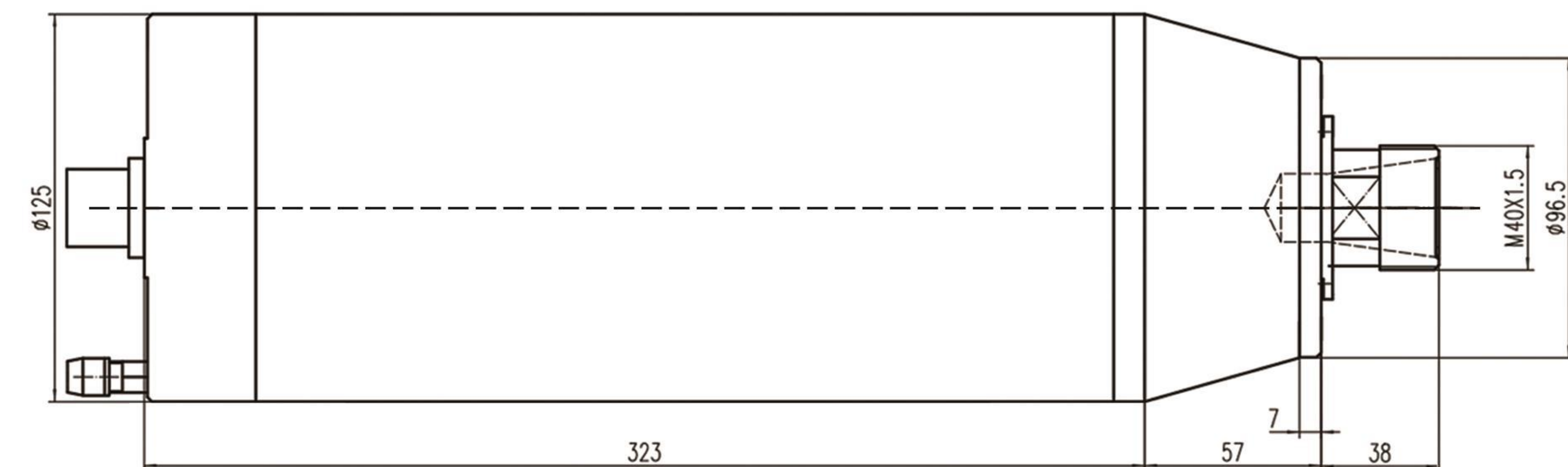
SPW-9.0-140 WATER COOLED SPINDLE MOTOR

| | |
|-----------|----------------|
| MODEL | SPW-9.0-140 |
| POWER | 9.0KW |
| VOLTAGE | 380V |
| CURRENT | 18.2A |
| FREQUENCY | 300/400Hz |
| SPEED | 18000/21000RPM |
| COLLET | ER32 |
| WEIGHT | 35KG |



SPW-7.5-125 WATER COOLED SPINDLE MOTOR

| | |
|-----------|----------------|
| MODEL | SPW-7.5-125 |
| POWER | 7.5KW |
| VOLTAGE | 380V |
| CURRENT | 11.3A |
| FREQUENCY | 300/400Hz |
| SPEED | 18000/24000RPM |
| COLLET | ER32 |
| WEIGHT | 28KG |



SPW-12-150 WATER COOLED SPINDLE MOTOR

| | |
|-----------|----------------|
| MODEL | SPW-12-150 |
| POWER | 12KW |
| VOLTAGE | 380V |
| CURRENT | 24.2A |
| FREQUENCY | 300/400Hz |
| SPEED | 12000/18000RPM |
| COLLET | ER32 |
| WEIGHT | 40KG |

