



CB单线轨系列

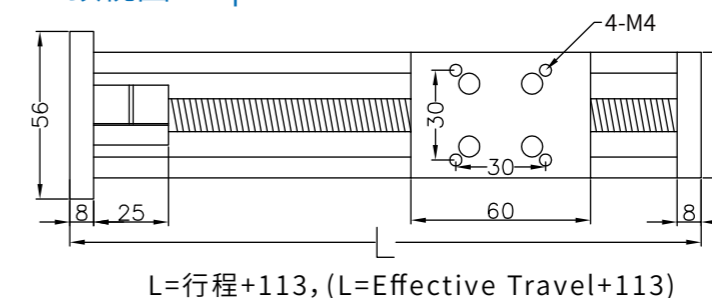
CB Monorail Series



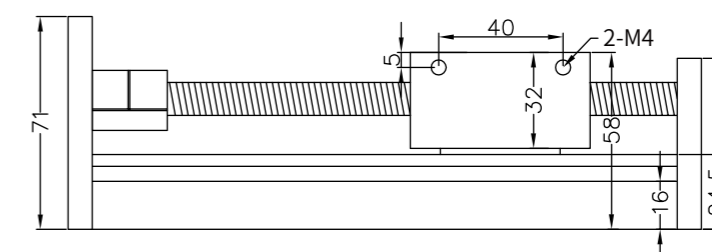
⊙外形尺寸 / DIMENSION (mm)



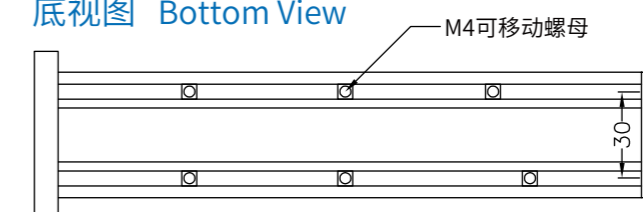
顶视图 Top View



侧视图 Lateral View




底视图 Bottom View



型号 Model	CB
单边有效行程 Unilateral Effective Stroke	0-1500mm
重复定位精度 Position Accuracy	±0.03mm
水平最大负载 Max Horizontal Loading	30kg
垂直最大负载 Max Vertical Loading	20kg
运行速度 Running Speed	0-300mm/s
默认电机 Default Motor	57步进(Nema23)
丝杆规格 Screw Specification	1204/ 1605 / 1610

⊙衍生产品 / DERIVATIVE PRODUCTS



手动式
Manual Type



折返式
Foldback Mode



多轴组合
Multi Axis Combination